


PRODUCT INFORMATION

How to extend the life of your Truck Jack

8 Top Tips

to extend the life of your TQB BRANDS TradeQuip & Borum Air/Hydraulic Truck Jack

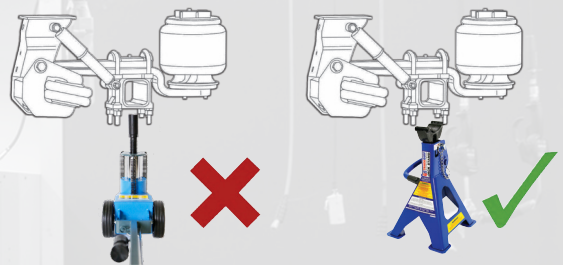
1 Ensure Hydraulic oil is at correct levels.



Follow the PROTRJA20T owner's manual instructions for maintenance, also available as a download on our webpage at www.tqbbrands.com.au

4 Never use Truck Trolley Jack for supporting loads.

To ensure long life of the hydraulic lift ram seals, a load must not be supported above the fully lowered position. Once a vehicle is raised it must be supported with a load appropriate vehicle stand with the jack lowered and not supporting load.



2 Regularly lubricate the Air motor.

Lubrication of the Air motor is essential for smooth operation while raising a vehicle.

Air motors require a minimum of 20ml of a suitable lubricant such as SAE 32 Grade Hydraulic Oil or Air Tool Lubricant at weekly intervals dependant on usage where daily/constant use may require lubrication to occur more frequently, please apply directly into the air trigger mechanism air supply coupling.



5 Use the available screw extension or solid extension inserts where applicable.

Single piston telescopic jacks have their greatest stability from the fully lowered height to 85% of total extended height. Where the lowered height of the jack is lower than the load points height from the ground the extension screws and/or solid extension inserts should always be used to close the clearance between jack and load point. This also greatly reduces the potential of lateral force.




3 Always store in the fully lowered position.

Storage in the fully lowered position ensures the lift ram assembly and pump piston is sealed from exposure to weather fluctuations and keeps the hydraulic ram and pump seals in a relaxed condition ready to work when required.



6 Always consult your vehicle manufacturer specifications for the correct lift point.

Off centre loading or unbalanced loads can affect smooth lowering and raising operation. Always consult your vehicle manufacturer specifications for the correct lift point. Never lift from a suspension pivot or air bag mount plate where these items are designed to travel in an arc causing excess lateral force to the jack throughout its lift cycle.



7 Hazards and Obstructions.

All wheeled TQB Brands equipment must be used on smooth surface free of cracks, crevices and tripping hazards that can foul the wheels during operation or relocation.

8 Read the user Manual thoroughly and keep a copy easily accessible. Or visit our webpage www.tqbbrands.com.au for instructional documents & pre-start videos.